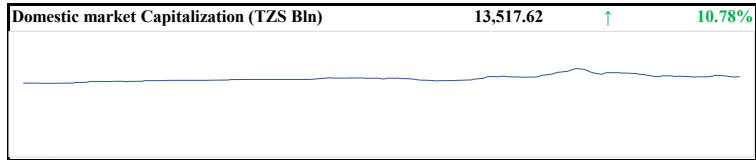
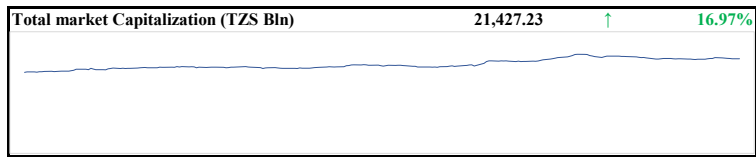
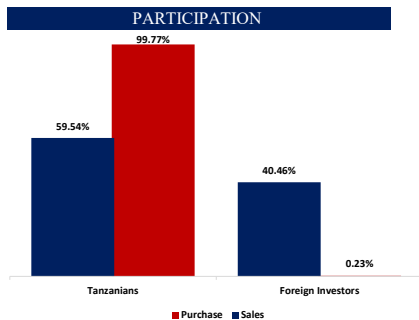


Market turnover ~ TZS Bln	-46.5%
Volume traded	1.83
Net Cash Outflow~ TZS Mln	1,306,564.00
	736.02



Graphs shows movement of capitalization Year to Date



GAINERS & LOSERS	PRICE	%Δ	1M	YTD
Tanzania Tea Packers Limited	450	+13.92%	+136.84%	+275.00%
Tanga Cement Plc	2250	+7.14%	-8.91%	+25.00%
Tanga Cement Plc	2250	+7.14%	-8.91%	+25.00%
Vodacom Tanzania Plc	585	+0.86%	+0.86%	-24.03%
National Investment Company Ltd	1400	+0.72%	-2.10%	+118.75%
Dar es salaam Stock Exchange Plc	6000	+0.17%	+6.19%	+154.24%
TOL Gases Limited	885	-0.56%	+1.72%	+32.09%
Swissport Tanzania Plc	1630	-0.61%	-1.21%	+48.18%
Maendeleo Bank Plc	705	-0.70%	-0.70%	+127.42%
Tanzania Portland Cement Plc	5550	-1.07%	+2.78%	+54.17%
DCB Commercial Bank Plc	280	-1.75%	+12.00%	+107.41%
Mkombozi Commercial Bank Plc	2320	-3.33%	+28.89%	+329.63%

MOVERS	TICKER	PRICE (TZS)	VOLUME	TURNOVER (TZS)	% YTD
CRDB Bank Plc	CRDB	1,160	1,048,604	1.22 Bln	73.13%
NMB Bank Plc	NMB	7,810	43,117	336.6 Mln	45.98%
National Investment Company Ltd	NICO	1,400	87,599	122.6 Mln	118.75%
Dar es salaam Stock Exchange Plc	DSE	6,000	11,399	68.4 Mln	154.24%
AFRIPRISE	AFRIPRISE	470	50,507	23.7 Mln	118.60%

MARKET INDICES	Point	Change (Pts)	%	1M	YTD
DSEI	2,499.70	+1.45	0.058%	+0.38%	16.82%
TSI	5,106.28	+4.68	0.092%	-0.27%	10.55%
Industrial and Allied	4,103.79	+3.25	0.079%	-0.72%	-18.65%
Banking & Investment	9,232.49	-2.67	-0.029%	-0.25%	59.62%
Commercial services	1,661.56	+12.84	0.779%	+1.10%	-22.30%

FIXED INCOME MARKET

Transaction Value (TZS Bln)	56.4724	Deals	27				
Face Value (TZS Bln)	53.6031						
Issuer	Coupon	Term	Deals	Face value	Turnover	Av.Price	Av.YTM
Government	12.00%	2	1	1.2000	1.2476	103.97%	9.43%
Government	13.50%	15	1	30.2000	31.0179	102.71%	12.66%
Government	15.25%	20	2	0.1300	0.1535	117.34%	12.80%
Government	15.00%	25	5	0.5400	0.6161	115.88%	12.86%
Government	12.56%	25	2	0.0203	0.0195	96.25%	13.07%
Government	15.49%	20	7	0.7378	0.9111	114.83%	13.28%
Government	15.95%	25	3	0.0350	0.0419	116.56%	13.58%
CRD	10.21%	5	1	0.0300	0.0261	87.00%	15.81%
NMB	9.50%	3	1	0.0100	0.0089	89.00%	20.74%